



International Raw Materials Conference

**« Role of Mining countries,
challenges and implications of due diligence
requirements from a developing country point
of view, lessons learned »**

by

**Paul MABOLIA
Coordonnateur National/PROMINES-DRC**

2015, November

Plan

- I. Brief Presentation of DRC
- II. Role of mining countries
 - Is DRC a Mining country?
 - Why is it concern by the due diligence?
- I. Implementation of diligence and Challenges
- II. Lessons learned
- III. Conclusion : Gestion des acquis

I. PRESENTATION OF DRC (I/5)



DRC has now 26 provinces, instead of 11 provinces


I.PRESENTATION OF DRC (2/5)

DRC is at heart of the continent :

- Capital : Kinshasa
- Superficies : 2.345.410 km², 2nd in Africa
- Population : 77,4 millions habitants
- GDP (en 2014): 8,5%
- 1.100 indices or gîtes
- 57 mineral substances, 27 exploitables dont 10 are exploited (Cu, Co, Zn, Dia, Sn, W, Coltan, Or, Ag, et Pb), unevenly distributed

COPPER	75.000.000
LITHIUM	3.100.000
NOBIUM	30.000.000
MANGANESE	7.000.000
ZINC	7.000.000
COBALT	4.500.000
IRON (+ 60%)	1.000.000
CASSITERITE (TIN); COLTAN	450.000
GOLD	600
DIAMOND	206.000.000 Carats

- Diamonds
- Gold
- ▲ Metals in the Tin group



I.PRESENTATION OF DRC (4/5)

	2009	2010	2011	2012	2013	2014
Mining Sector	380,14	545,13	488,77	721,87	797,87	827,60
Others sectors	794,24	957,87	1 176,23	437,60	899,73	892,00
	1 174,38	1 503,00	1 665,00	1 159,47	1 697,60	1 719,60

Source: B.M, rapport économique

2015

Sec.Min %

32,37

36,27

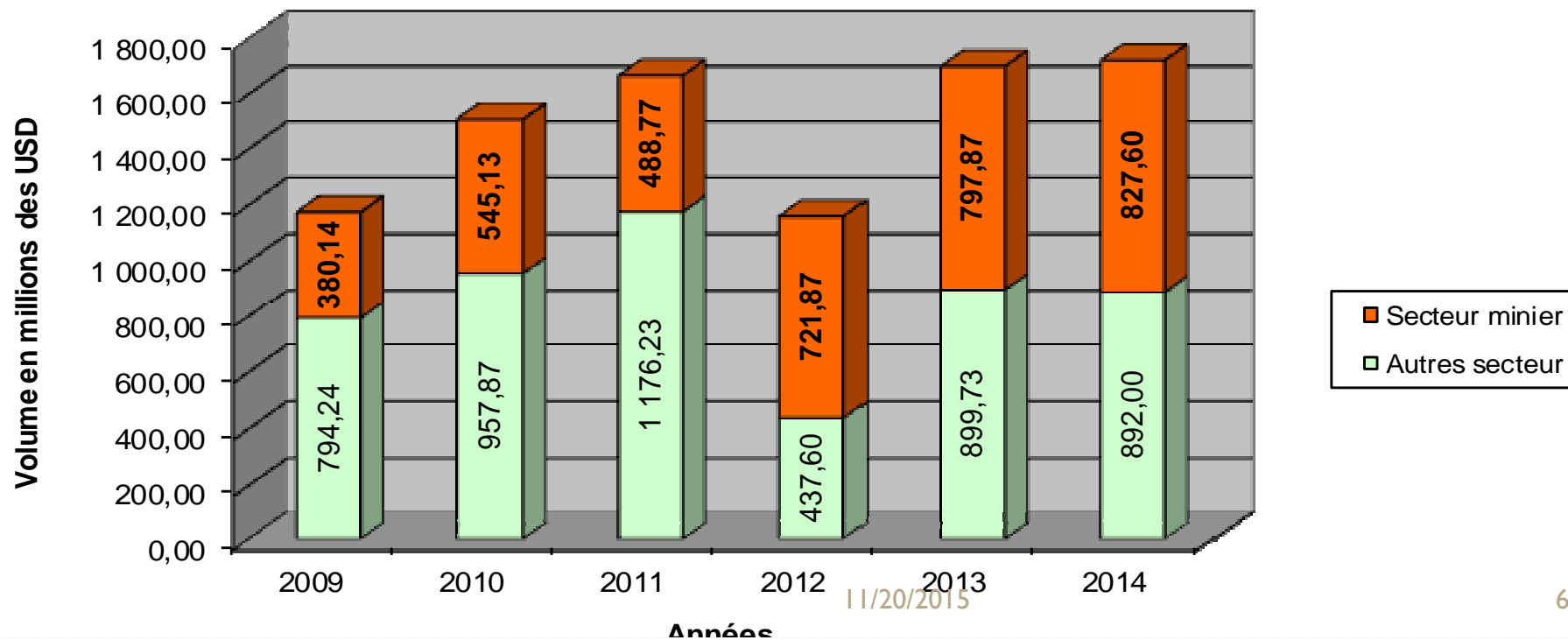
29,36

62,26

47,00

48,13

Contribution of direct investments in DRC mining sector from 2009 to 2014



I.PRESENTATION OF DRC (5/5)

Evolution of mining and quarry titles granted by nature from 2009 to 2014.

Nature du Titre	ANNEE					
	2009	2010	2011	2012	2013	2014
AACP	203	253	270	256	203	213
AECT	5	9	9	9	9	9
ARPC	474	447	240	189	151	163
PE	387	426	434	425	450	466
PEPM	67	96	87	91	133	177
PER	14	13	19	19	13	11
PR	3117	3553	2481	2068	1555	1471
TOTAL	4263	4797	3540	3057	2514	2510

II. Role of mining countries (1/6)

The role of a mining country like DRC in regard to the Due Diligence consist:

- Optimize the due diligence by a permanent dialogue between The state, The Mining Operators and the Civil Society;
- Market product that are conflict free i.e. are not mined by arms group.

II. Role of mining countries (2/6)

Congo has more than 100 years of Mining which started during the colonial time,

Around 2 types of exploitations:

- The Industrial Mining, which poses no problem in respect of the exercise of due diligence.

cuivre (1000t)	2003	2004	2005	2006	2007	2008	2009	2010	2011	2012	2013	2014
prod	16	21	29	65	185	337	310	438	499	620	915	1,030
export	16	15	29	60	178	327	298	424	488	604	884	1,028
Cours Cu \$/t			3,679	6,722	7,119	6,918	5,224	7,881	8,823	7,953	7,373	6,984
cobalt (t)												
prod	8,339	15,712	16,253	15,407	25,286	42,461	56,103	84,005	99,475	86,433	58,792	66,915
export	8,084	13,415	16,064	14,981	23,054	36,921	51,150	73,044	94,836	84,619	58,843	68,069
cours Co \$/t			33,025	34,855	63,625	81,306	36,553	39,365	36,244	28,931	27,105	30,644
or (kg)												
prod	-	715	592	328	144	120	167	151	309	2,813	6,149	19,568
export	-	12	613	95	122	70	220	178	213	2,411	6,149	19,252
cours Au \$/kg			-	-	-	28,038	31,317	39,459	50,561	53,659	45,363	41,152
étain (t)												
prod	1,702	1,320	2,947	3,151	9,148	11,407	9,453	6,808	5,085	4,098	3,950	5,615
export	1,702	1,679	3,403	1,361	8,376	10,938	8,842	7,647	5,282	4,570	3,253	2,830
cours Sn \$/t	4,899	8,493	7,356	8,770	14,523	18,426	13,426	20,384	26,087	21,120	22,471	22,647

11/20/2015

9

II. Role of mining countries (3/6)

	2003	2004	2005	2006	2007	2008	2009	2010	2011	2012	2013	2014
diamant (1000 carat)												
prod	29,233	30,040	33,055	28,990	28,452	33,402	21,298	20,166	19,249	21,524	17,799	16,658
export	27,081	30,162	32,950	30,178	28,331	21,346	18,254	16,963	18,839	19,559	15,714	13,214
valeur du carat RDC	24	24	27	23	22	25	14	17	18	13		
zinc (t)												
prod	6,597	6,693	6,324	14,034	14,939	15,318	13,765	10,362	14,944	11,571	12,806	14,584
export	4,885	5,068	5,745	12,836	11,925	13,523	12,843	9,223	12,342	10,571	11,819	13,019
cours Zn \$/t						1,901	1,689	2,185	2,212	1,965	1,909	2,156
coltan (t)												
prod	99	77	152	299	393	630	464	279	383	586	697	1,324
export	47	32	185	24	393	531	464	440	536	586	500	312
cours \$/t	23,699	23,534	24,250	24,495	30,864	41,979	37,065	57,687	104,811	112,803	100,631	111,526
wolfram (t)												
prod	-	272	405	1,001	1,265	621	458	44	84	197	115	25
export	100	190	310	471	1,194	725	365	45	87	71	115	25
cours \$/t	4,698	6,068	11,282	15,166	19,535	20,487	41,872	20,507	29,119	25,008	26,088	26,680

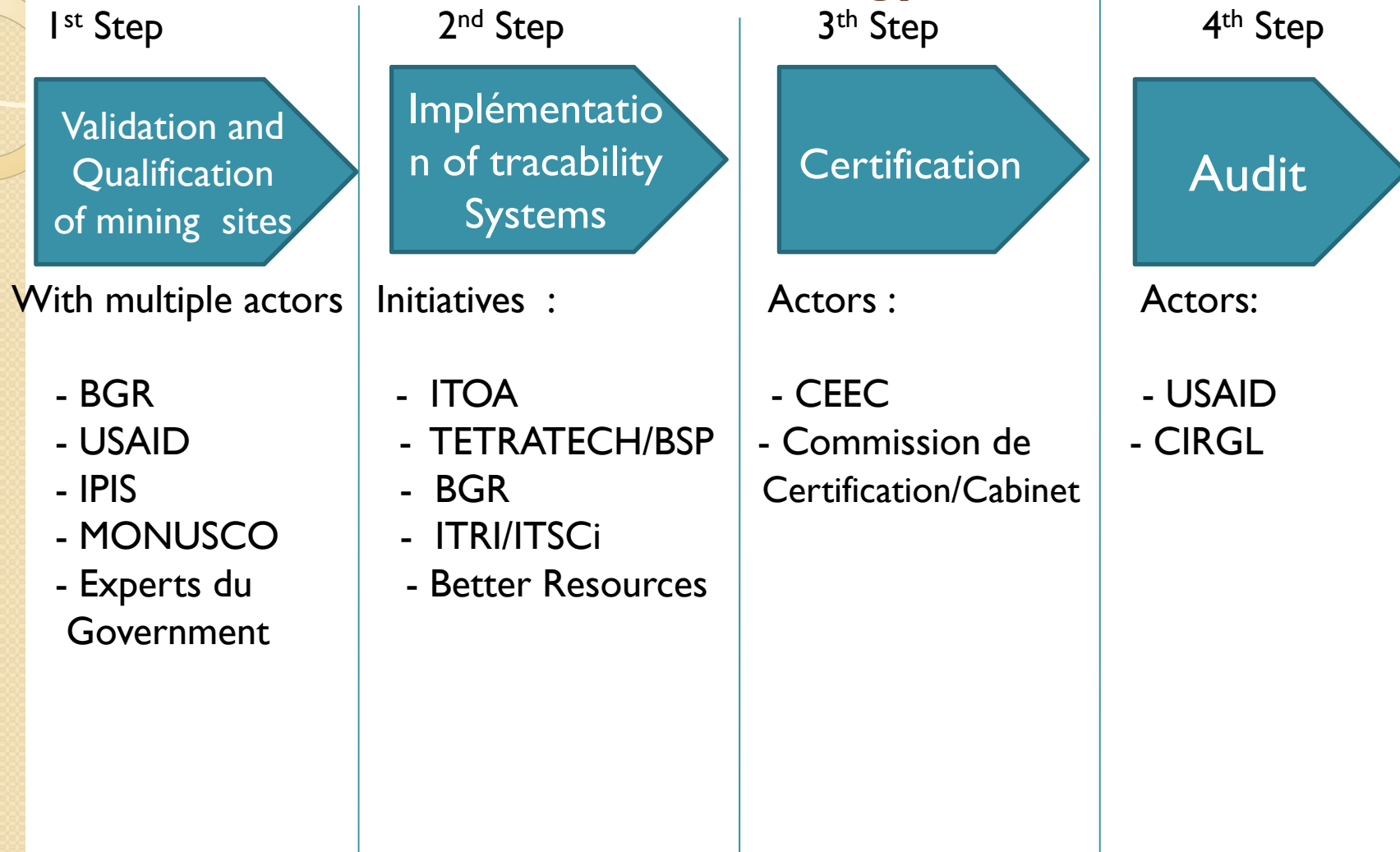
II. Role of mining countries (4/6)

- Artisanal mining where there is still more to do in regards of the implementation of due diligence.

Hence the need for implementation:

- ❖ OECD due diligence;
- ❖ Six tools Regional Initiative against the Illegal Exploitation of Natural Resources (IRRN)
- ❖ Respond to the Dodd-Franck law.
- ❖ UN Security Council Resolution

II. Role of mining countries (5/6) DRC Government strategy




II. Role of mining countries (6/6)

From 2013 to 2015 the number of mining sites reported ; 2696

Today in 2015 only 184 has been qualified, this represent 6,82 %

The rhythm of qualification around 92 sites per year

N°	PROVINCE	Number of sites			TOTAL
		Vert	Jaune	Rouge	
1.	KATANGA	24	1	1	26
2.	MANIEMA	43	0	0	43
3.	NORD KIVU	46	3	4	53
4.	SUD KIVU	32	12	6	50
5.	PROVINCE ORIENTALE	12	0	0	12
6.	Total	157	16	11	184
7.	%	85,3	8,7	6,0	100,0



III. Implementation of diligence and Challenges (1/3)


A. Implementation of diligence:

- Ownership of due diligence by the stakeholders - Government, Civil Society and mining operators
- The credibility of our artisanal mining minerals on the international market.

III. Implementation of diligence and Challenges (2/3)

B. Challenges:

- Increase the number of qualified and validated green mining sites; so far average is around 92 sites per year —————> 30 years at the present pace
- Develop a long-term strategy to ensure the sustainability of due diligence.
- Ensure self financing of the tractability system (cost: Qualification and Validation missions, audits of missions);



III. Implementation of diligence and Challenges (3/3)

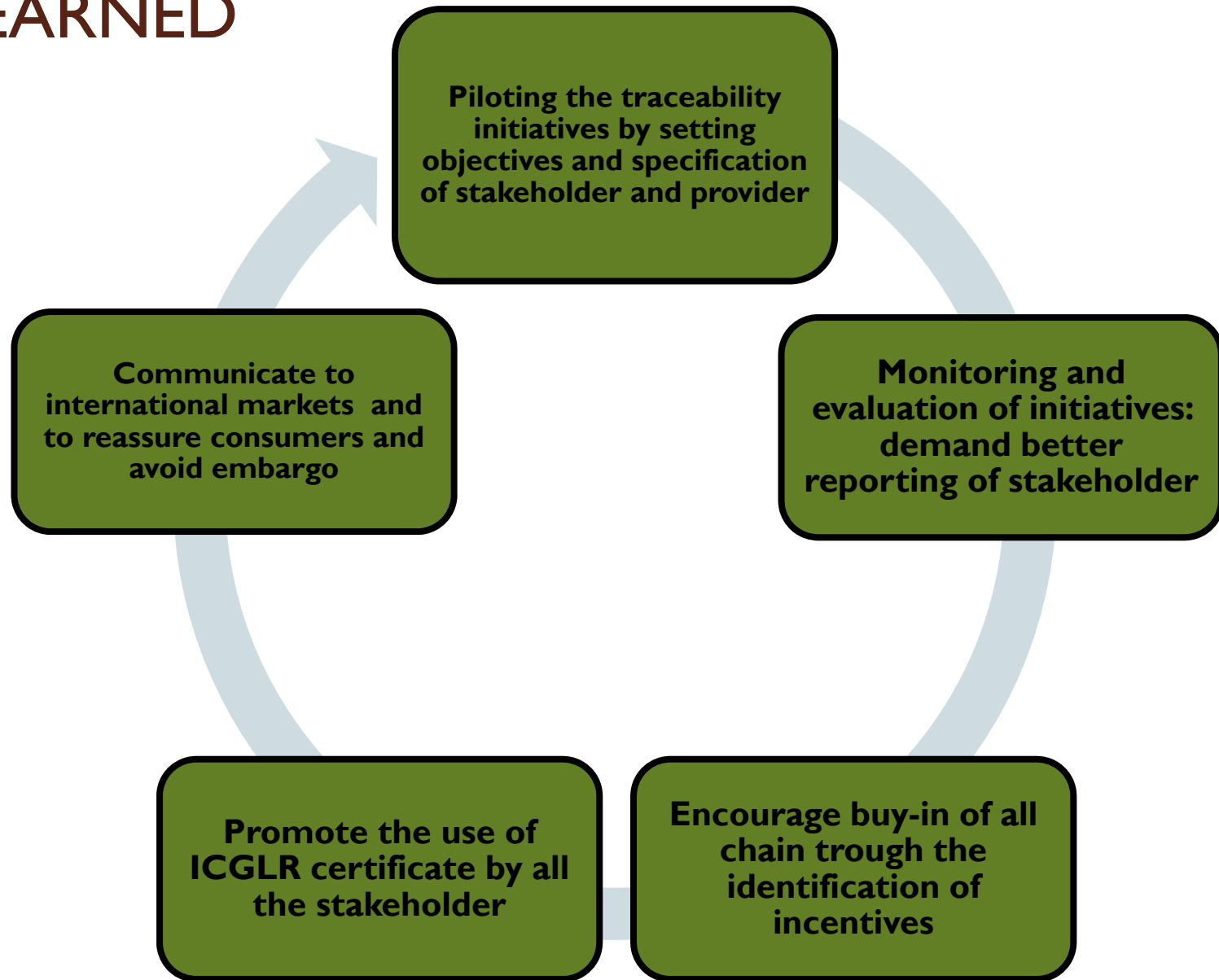
B. Challenges:

- Apply due diligence on the artisanal gold sector of the craft sector;
- Align and harmonize traceability systems for a single, national system;
- Ensure security in mining areas.

IV. Lessons learned

- The Due Diligence is an integral part of the legal system of the Ministry of Mines (see Ministerials Orders ns ° 057/2012 of 29 February 2012 and 0919/2015 of 29 October 2015);
- Risk management by stakeholders in order not contribute to the funding of conflicts;
- Accountability by all stakeholders;
- The strengthening of our internal control system,

IV. Conclusion : MANAGEMENT OF LESSONS LEARNED





Je vous remercie